



Line Emission from Jets & Disks in CTTs: results with *Herschel* and the future with SPICA

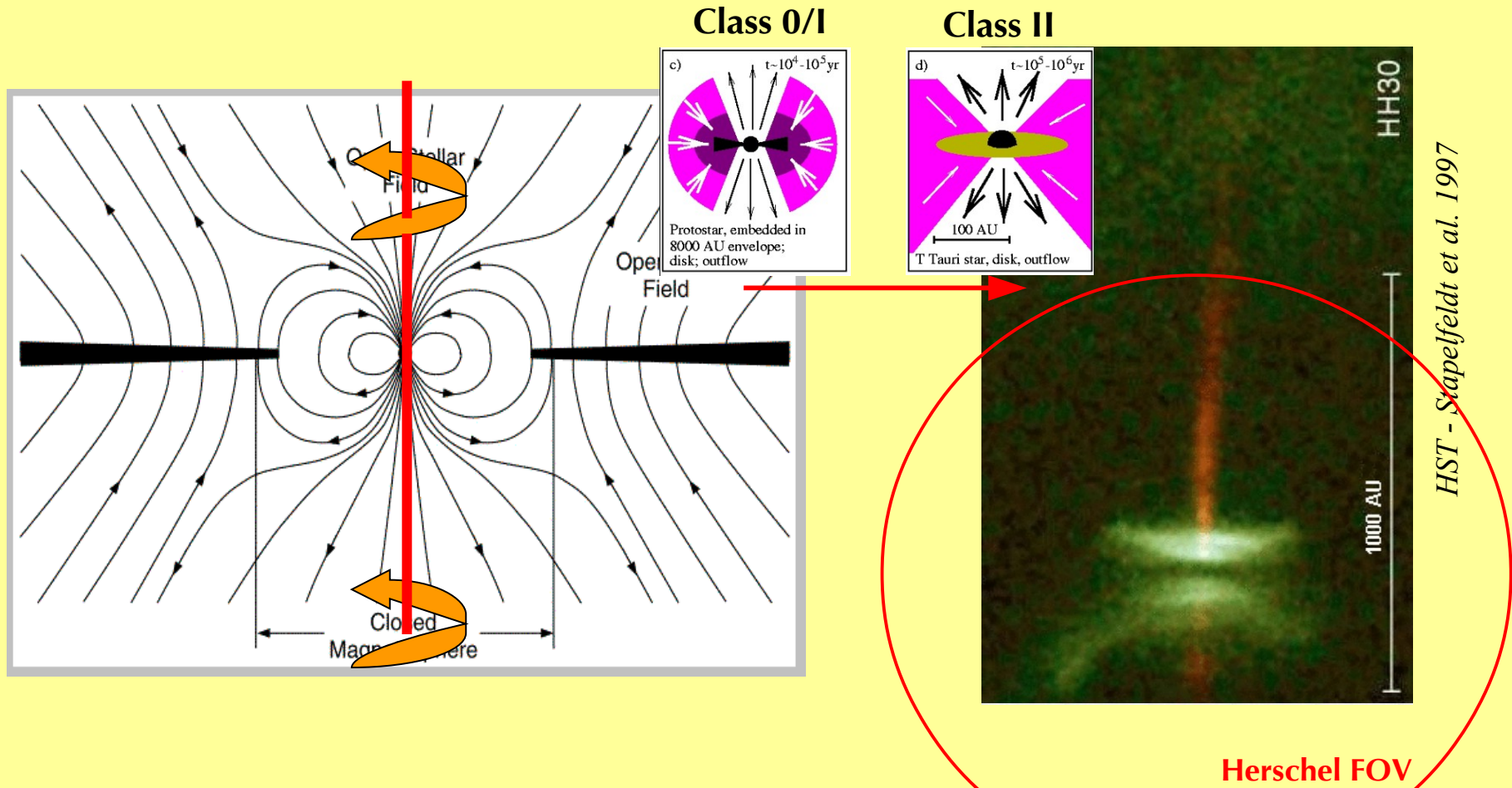
Linda Podio

AstroFIt Marie-Curie Fellow

INAF – Osservatorio Astrofisico di Arcetri – Florence, Italy

I. Kamp (Kapteyn), C. Codella (Oss Arcetri), D. Flower, S. Cabrit (Obs Paris), C. Howard, G. Sandell (NASA),
B. Nisini (Oss Roma), A. Mora (ESA-Madrid), C. Dougados (IPAG), J.P. Williams (Hawaii), L. Testi (ESO),
W.-F. Thi (IPAG), P. Woitke (St Andrews), R. Meijerink (Kapteyn), M. Spaans (Kapteyn),
B. Dent (ALMA), G. Aresu (Kapteyn), F. Menard (IPAG), C. Pinte (IPAG)
& the GASPS team

Accretion disks & stellar jets in the star formation process



To observe line emission from Class II objects we need:
HIGH SENSITIVITY & (possibly) ANGULAR and/or SPECTRAL RESOLUTION !

Molecular emission from CTTs with Herschel

GASPS: GAS in Protoplanetary System (PI: B. Dent)

Herschel/PACS survey of atomic/molecular gas and dust in ~ 200 disks
wide range of ages: 1-30 Myr
disk masses: $10^{-1} - 10^{-5}$ Msol
Class II/III sources
spectral types (A to M)
Nearby star-forming regions (Taurus, η Cha, β Pic, Herbig Ae/Be, ...): $d \sim 100-200$ pc

Dent et al. 2013

MOLECULAR LINES: H₂O, OH, high-J CO ($J \geq 18$)

ATOMIC LINES: [OI] 63, 145 μ m, [CII] 158 μ m

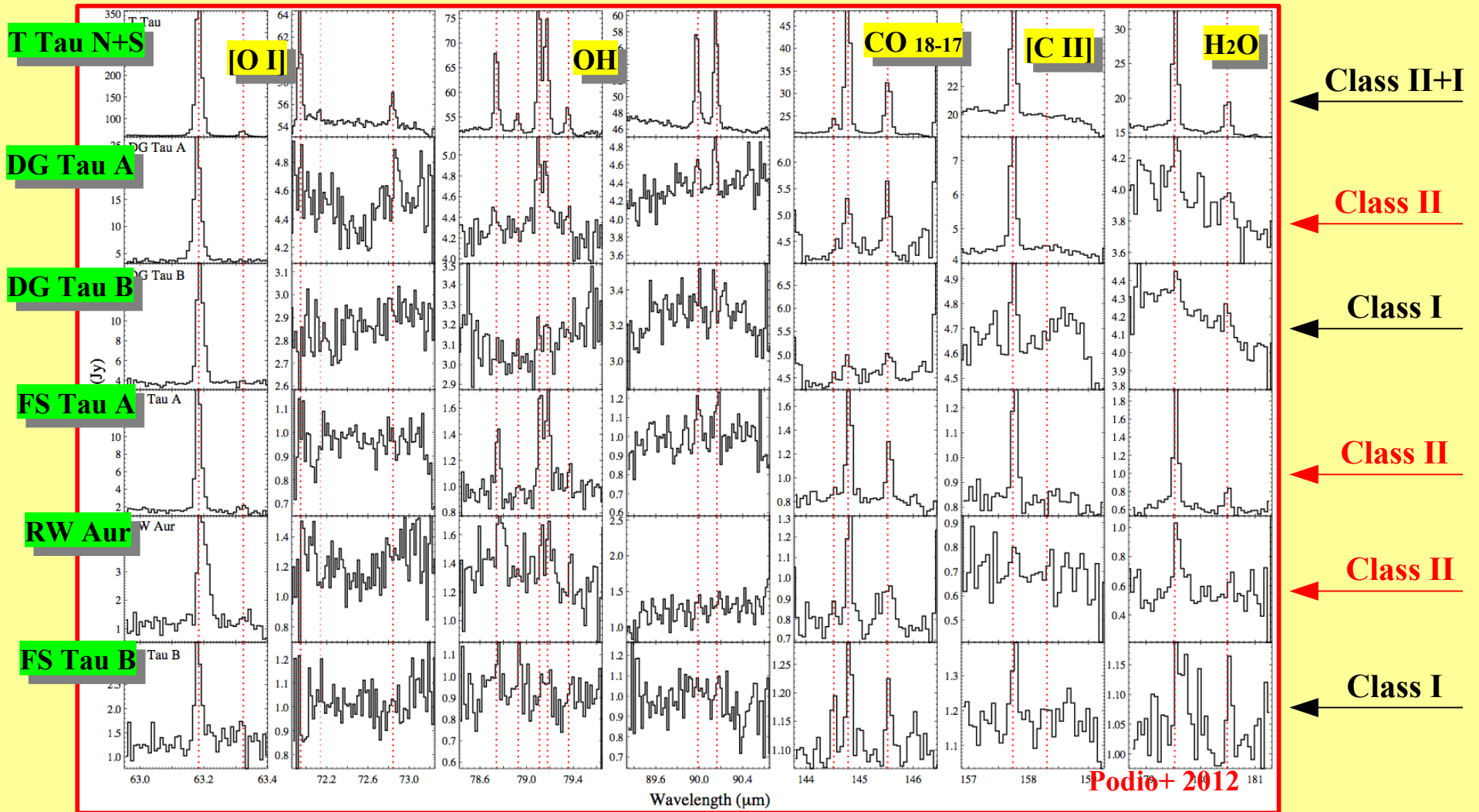
- **DISKS**
- **SHOCKS in the jet**
- **OUTFLOW cavities**



optical-JET SOURCES ---> FIR ATOMIC, MOLECULAR emission

ATOMIC LINES, i.e. [O I] 63 μm , [C II] 158 μm \square Extended, velocity shifted

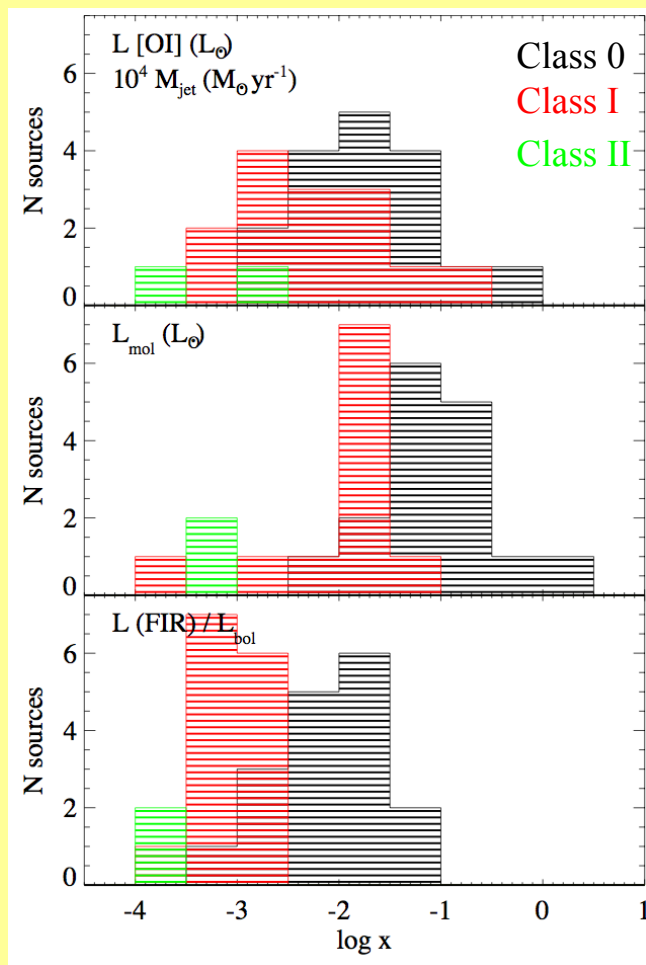
MOLECULAR LINES, i.e. high-J CO, OH, H₂O \square Unresolved with PACS



Thanks to Herschel sensitivity we can observe FIR emission associated to CTTs down to a few 10^{-18} W/m² !

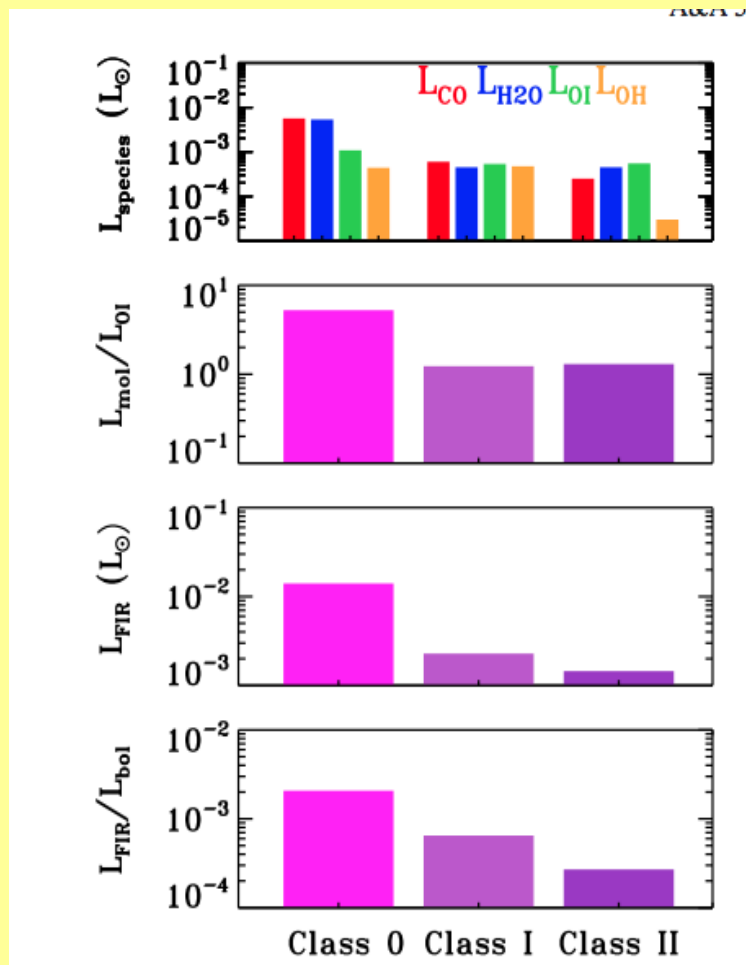
FIR cooling & mass loss rate: an evolutionary picture

[O I] cooling



Podio+ 2012

- Class 0** Giannini+ 2001 (ISO)
- Class I** Nisini+ 2002 (ISO)
Podio+ 2012 (PACS)
- Class II** Podio+ 2012 (PACS)



Karska+ 2013

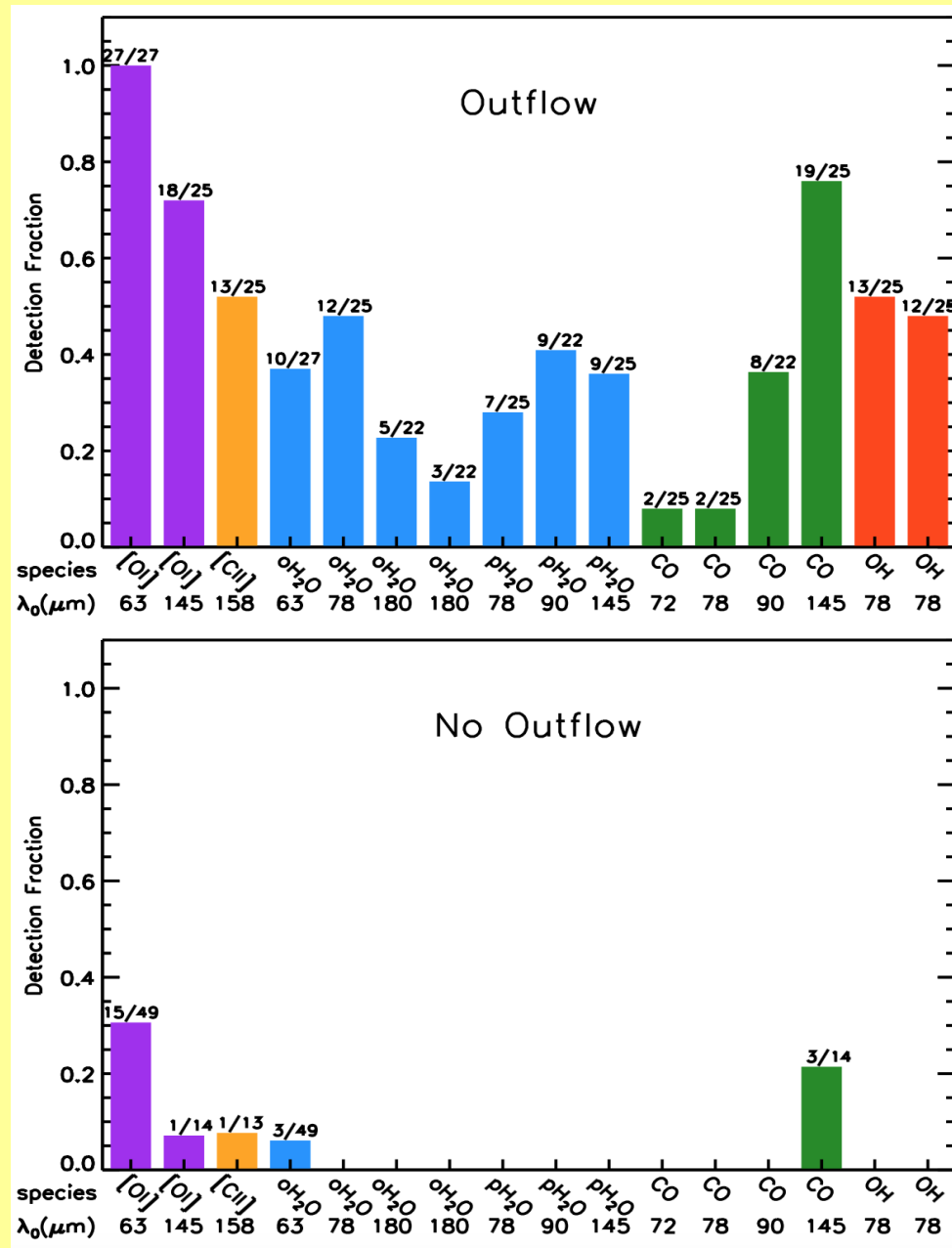
- Class 0/I** Karska+ 2013 (PACS)
- Class II** Podio+ 2012 (PACS)

Molecular cooling (H₂O, CO)

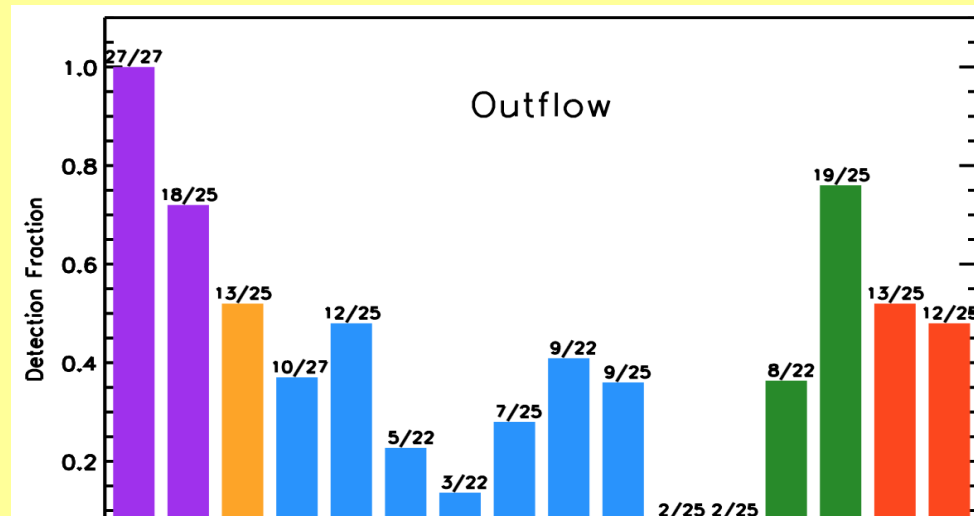
Outflow efficiency $L_{\text{FIR}}/L_{\text{bol}}$

Survey of atomic/molecular line emission from CTTs in Taurus

Alonso-Martinez & GASPS team, 2016

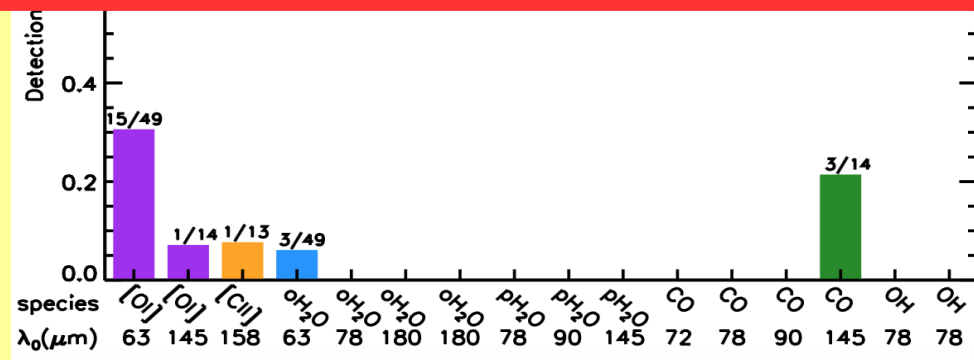


Herschel sensitivity limit □ very few detection in non-outflow sources



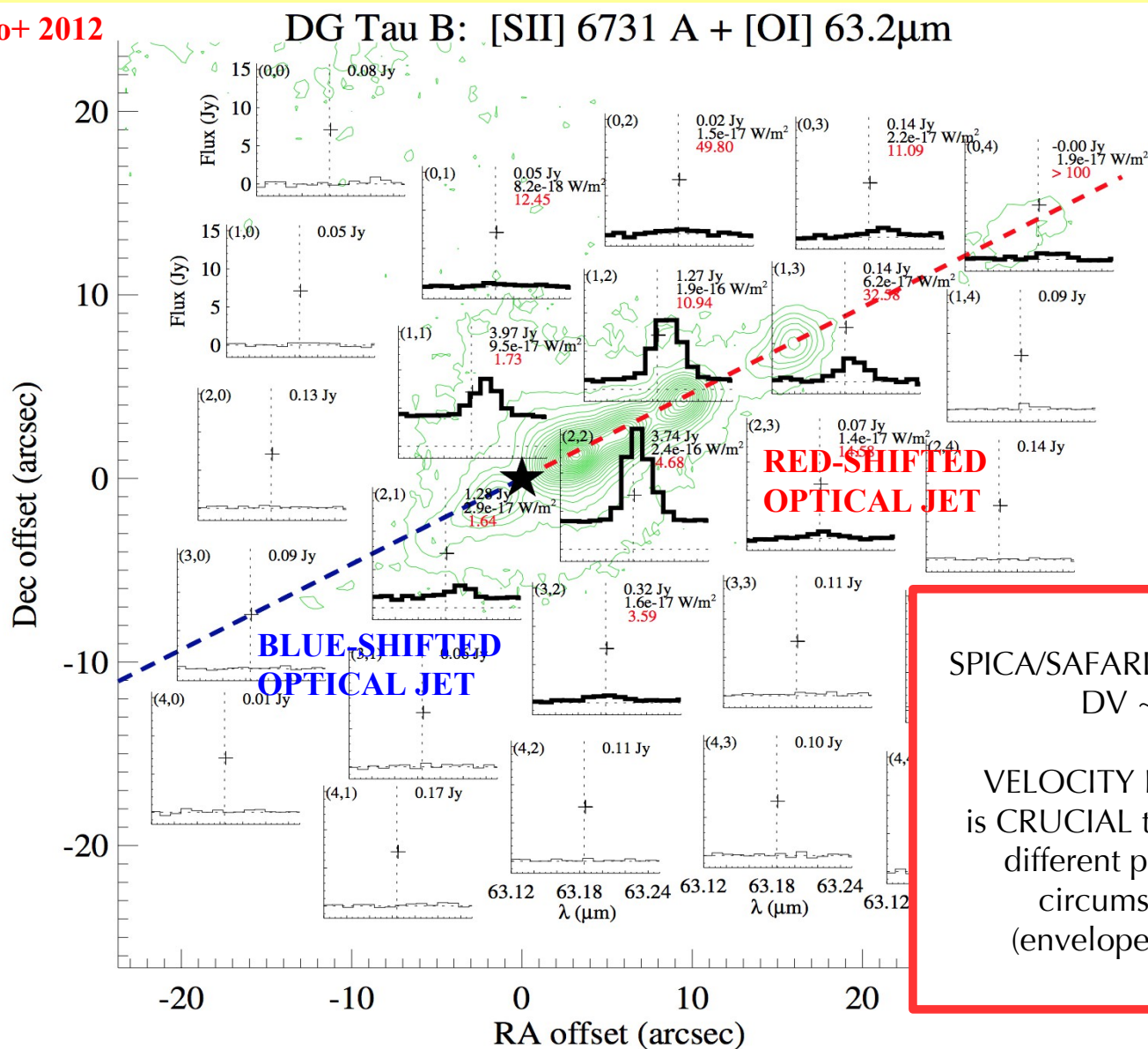
Alonso-Martinez & GASPS team, 2016

SPICA/SAFARI: a few 10^{-19} W/m² at R~3000 deep survey of line emission in Class II both jet & disk sources



Herschel limit in spectral/spatial resolution □ jet vs disk emission ?

Podio+ 2012



Herschel/PACS obs:
LOW SPATIAL RESOLUTION
 1 spaxel = 9.4" x 9.4"
LOW SPECTRAL RESOLUTION
 DV > 80 km/s

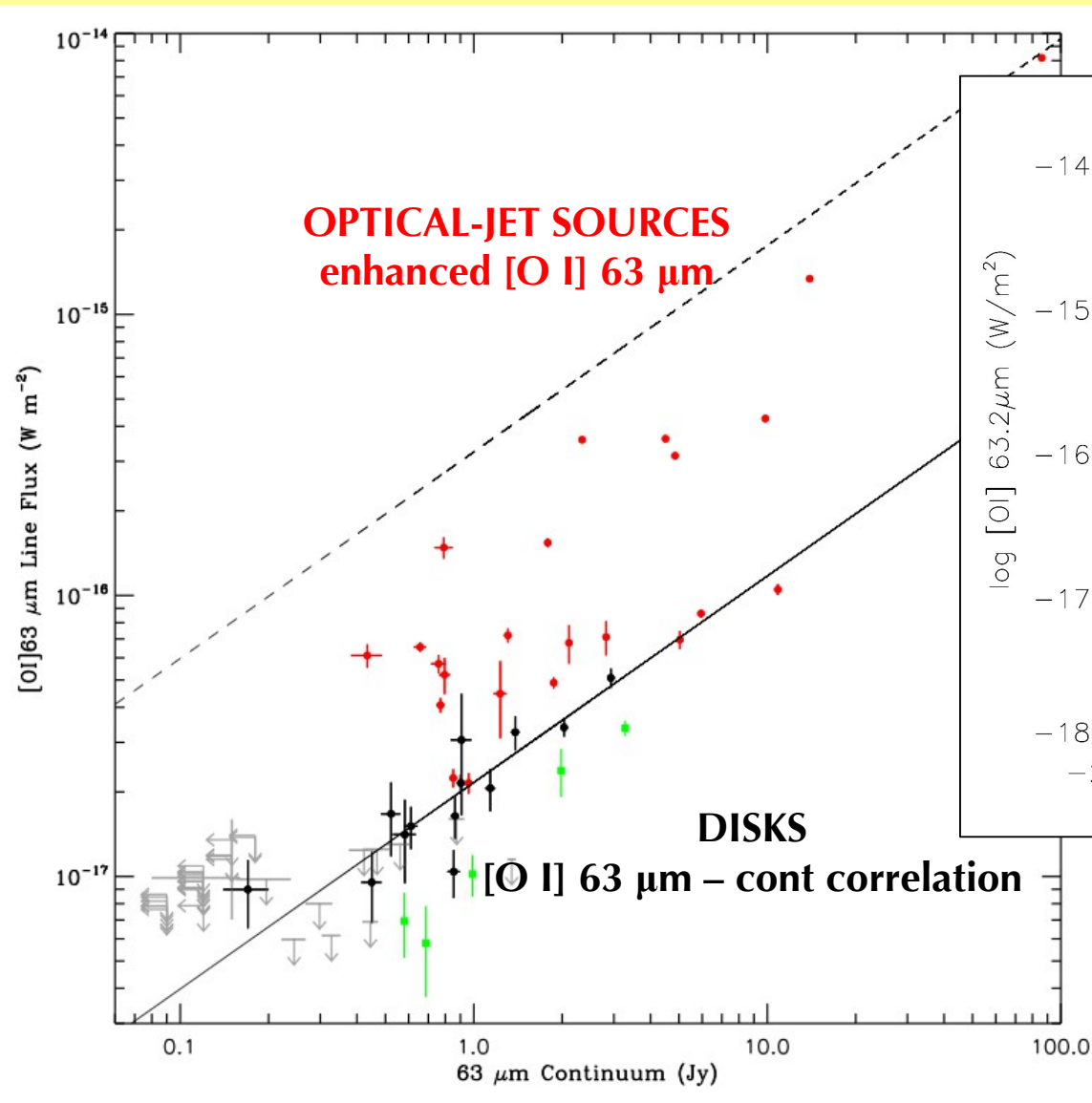
+ line broadened/shifted
 when emission is extended

Herschel/PACS:
 gas kinematics "resolved"
 only for fast & bright jets !

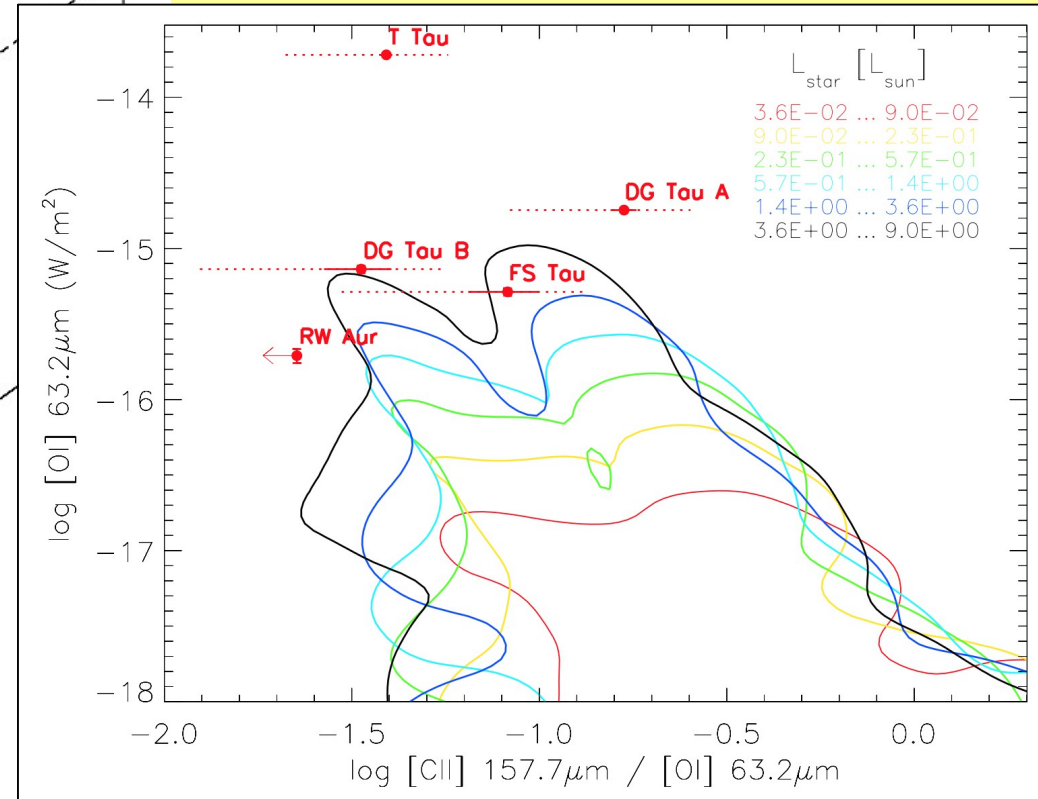
SPICA/SAFARI: R~6000 at 63μm
 DV ~ 50 km/s

VELOCITY INFORMATION
 is CRUCIAL to disentangle the
 different processes in the
 circumstellar region
 (envelope, disk, jet , ...)

[O I] 63 μm in Taurus/Auriga – disk or outflow emission ?



Howard+ 2013



Podio+ 2012

Line origin using diagnostic plots,
e.g. DENT grid of shock models
(Woitke et al. 2009, Kamp et al. 2010)

Searching for water in young solar analogs

H₂O in protoplanetary disks: vapour vs ices

$R < R_{\text{snow}}$
H₂O is in gas-phase

SNOW LINE ($T_{\text{dust}} = 150 \text{ K}$)

$R_{\text{snow}} \sim 2\text{-}3 \text{ AU}$ in young solar analogs
(Lecar+ 2006)

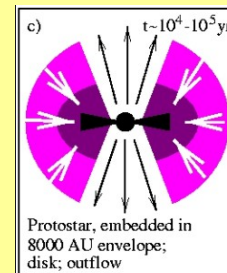
$R > R_{\text{snow}}$
H₂O frozen on dust grains

In the outer disk upper layers
H₂O is partially released in gas-phase
by non thermal processes
(Dominik+ 2005, Ceccarelli+ 2005, Kamp+ 2013)

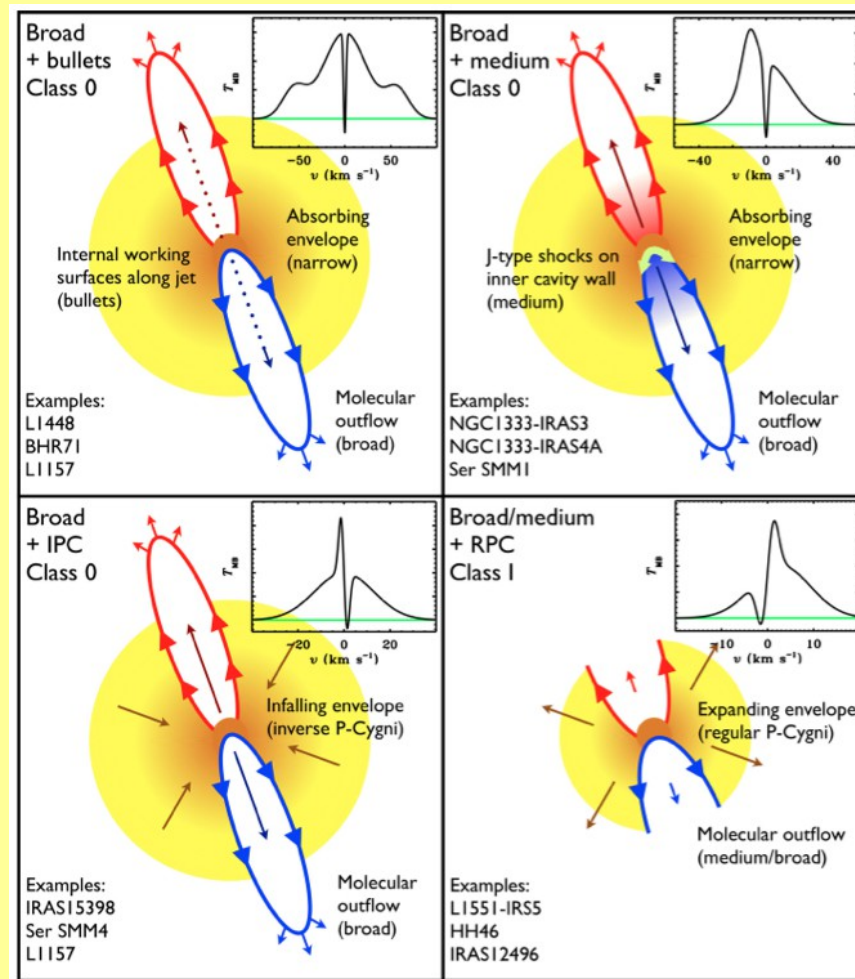
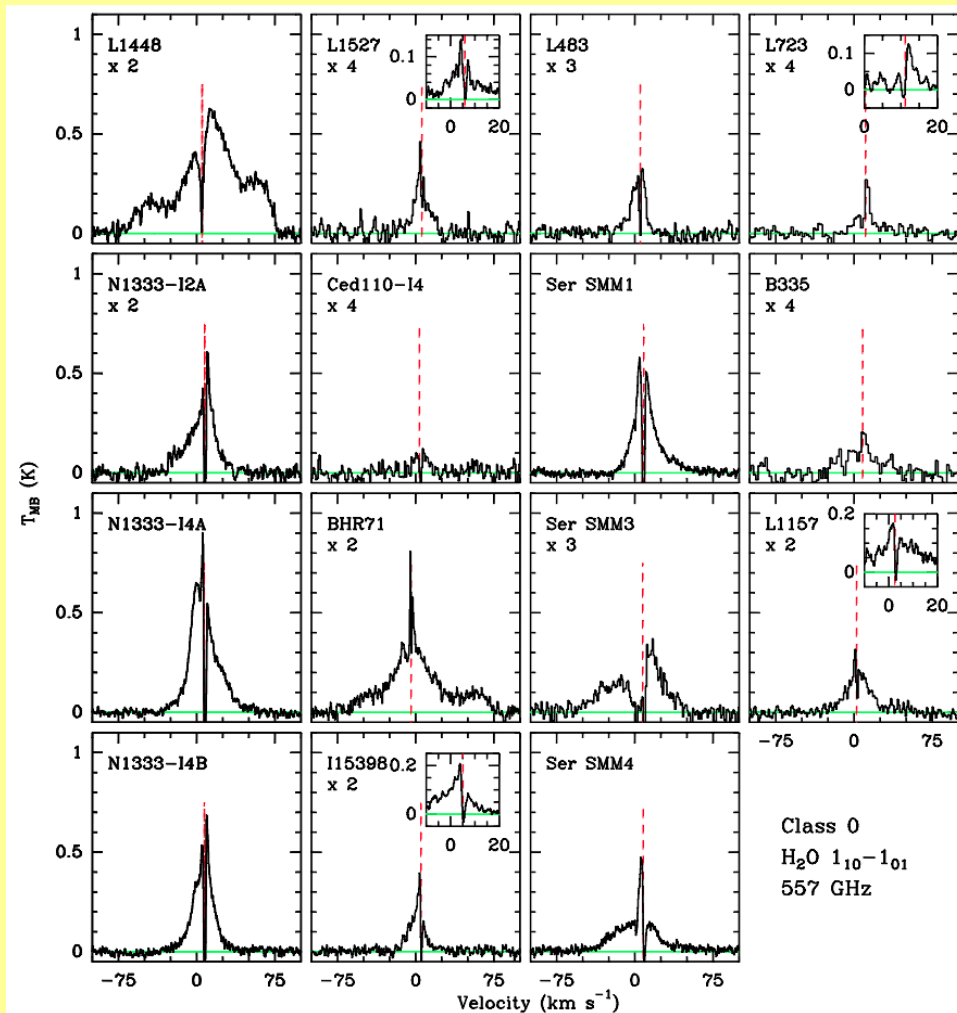
planetesimal with H₂O form in the outer disk (water ice reservoir)

H₂O in the outer disk is difficult to observe
because $H_{2}O_{\text{gas}} \ll H_{2}O_{\text{ice}}$ and low H₂O transitions in the FIR

Low-exc H₂O 1₁₀-1₀₁ (557 GHz, E_{up} ~ 61 K) from Class 0/I sources dominated by ENVELOPE + OUTFLOW emission

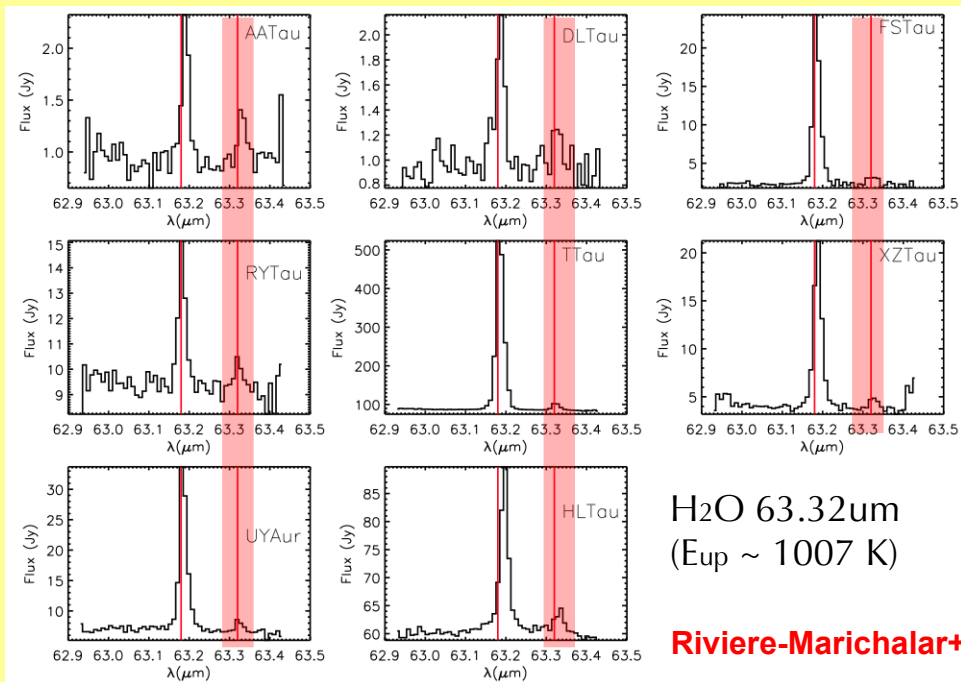
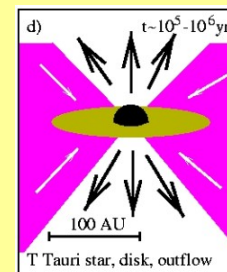


Kristensen+ 2012



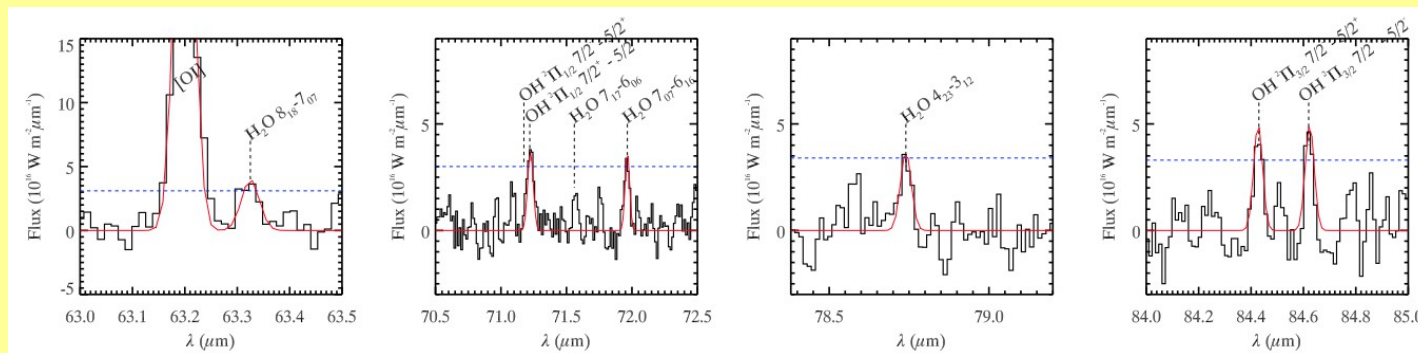
in Class II ? High excitation H₂O lines from INNER DISK

detected in 8 TTs in Taurus ...



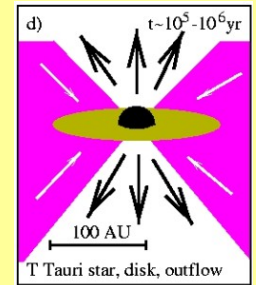
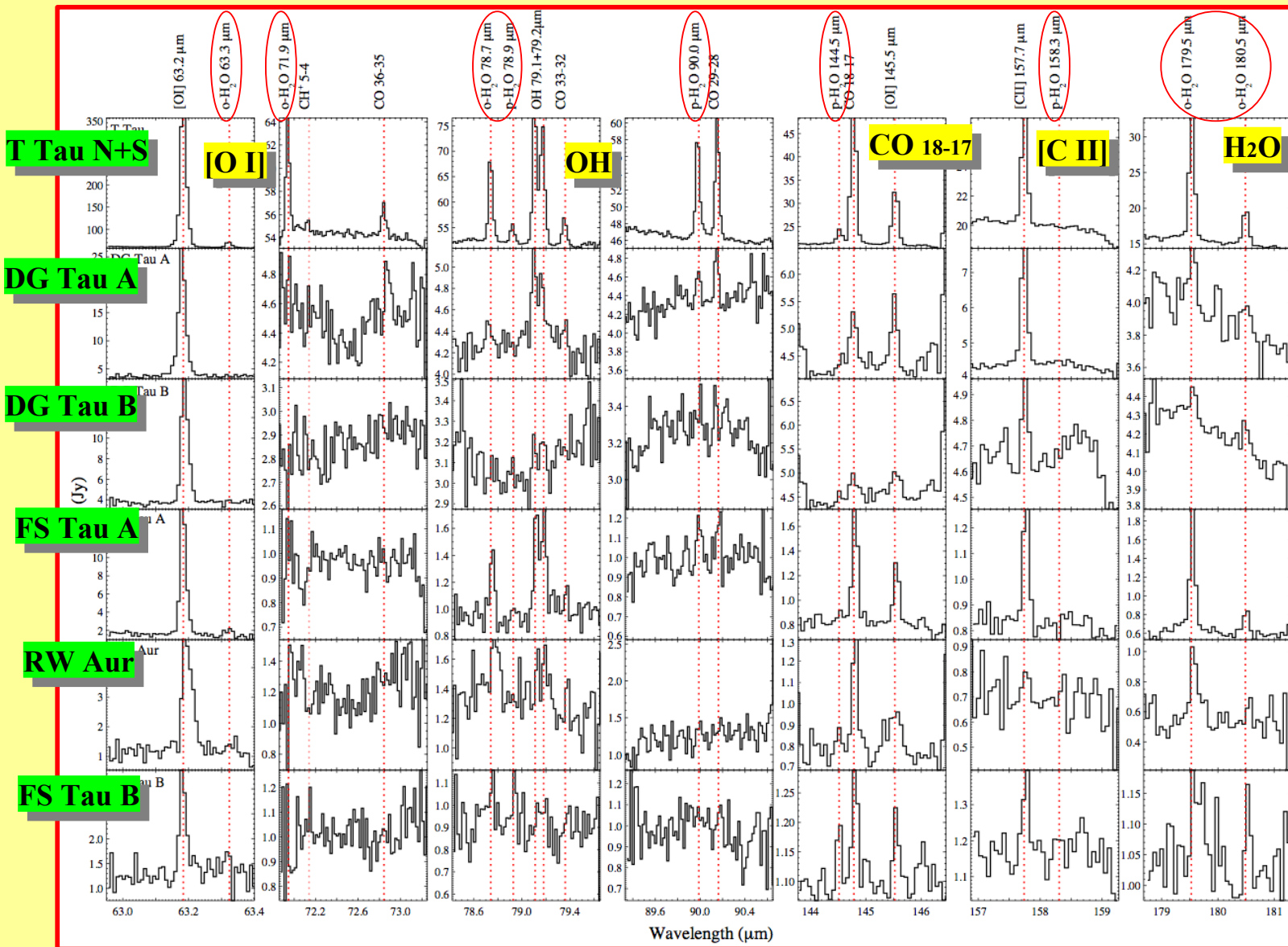
... and in 1 Herbig Ae/Be

HD 163296



Meeus+ 2012, Fedele+ 2012

Low- and high- exc H₂O (E_{up}~100-1000 K) in jet-driving sources



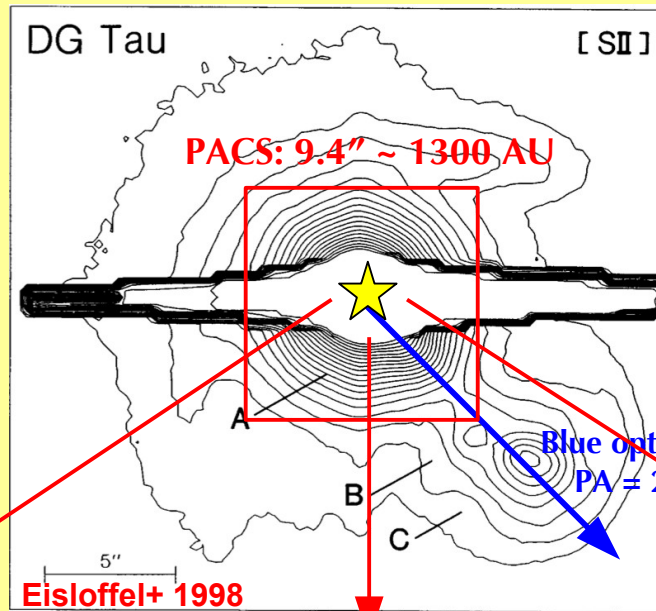
Herschel/PACS obs

Podio+ 2012

Origin of H₂O emission ??

Herschel/PACS obs:
LOW SPATIAL RESOLUTION
 1 spaxel = 9.4" x 9.4"
LOW SPECTRAL RESOLUTION
 DV > 80 km/s

**H₂O emission
 spectrally and spatially unresolved !!**



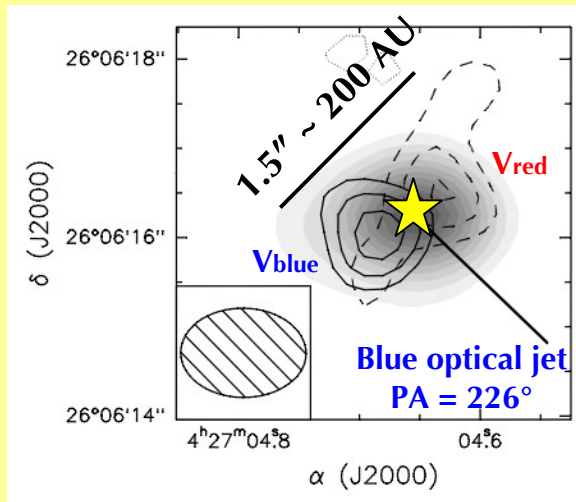
Young solar-analog DG Tau

D = 140 pc
 M_{*} = 0.7 M_⊙
 L_{*} = 1 L_⊙
 age = 2.5 Myr


DISK ?

or JET ?

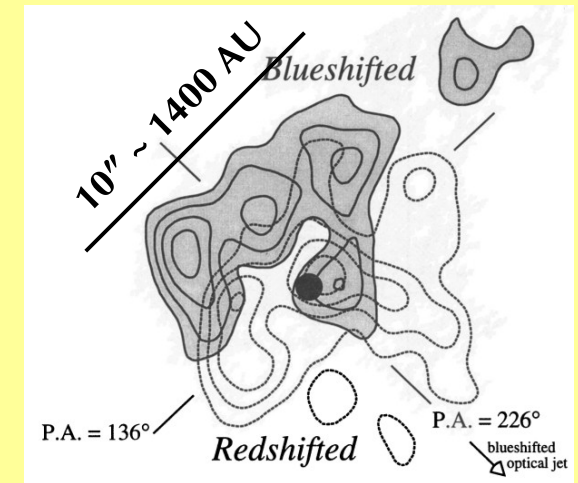
or ENVELOPE ?



¹³CO 2-1 – OVRO – Testi+ 2002



**[O II] 6300 Å – CFHT/PUEO
 Dougados+ 2000**



¹³CO 1-0 – Kitamura+ 1996

Herschel/HIFI observations of DG Tau

evidence of low-exc WATER emission from OUTER DISK !

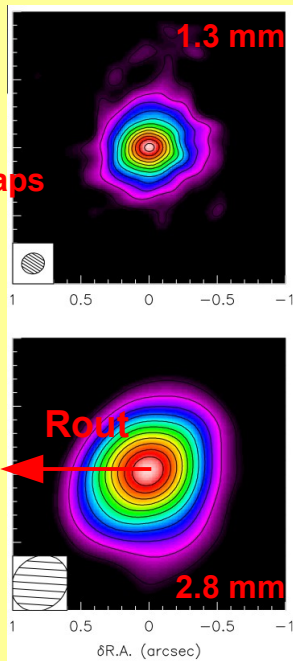
1.

double-peaked profile:
strong kinematic evidence
of keplerian rotating disk !

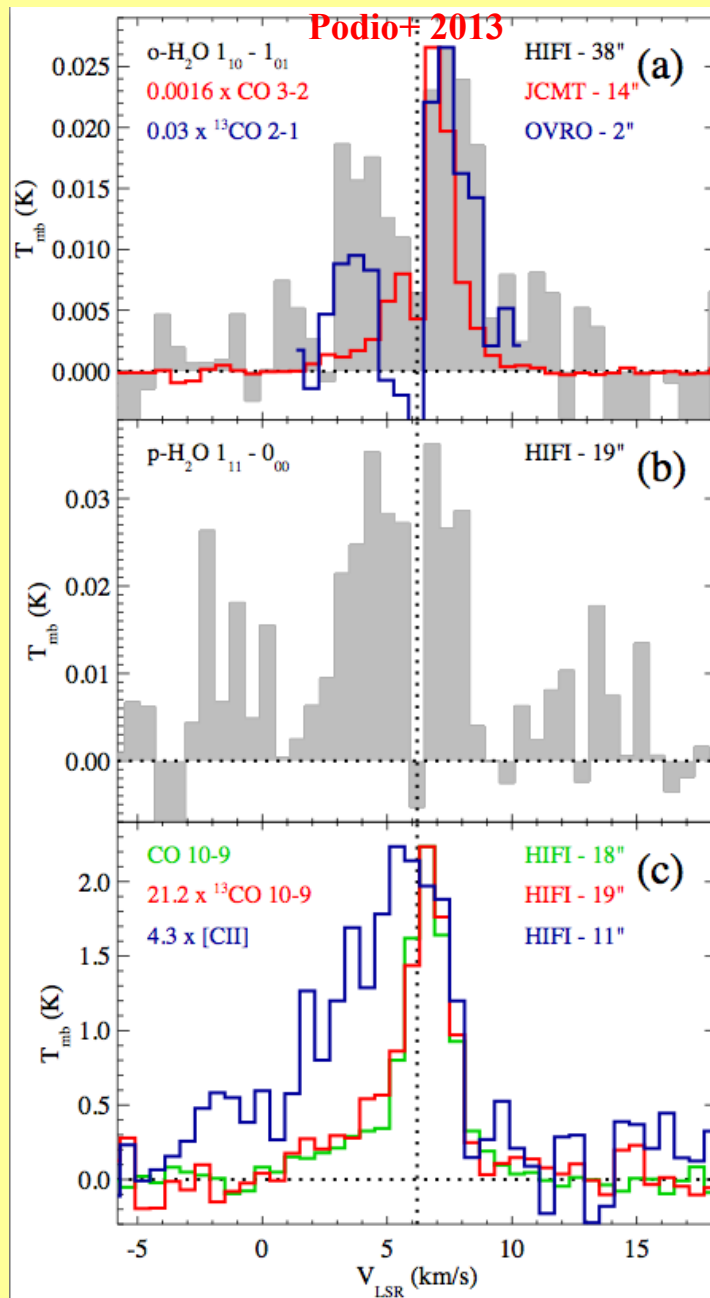
2.

$R_{\text{out}}(\text{H}_2\text{O}) \sim 77\text{-}105 \text{ AU} \sim R_{\text{out}}(\text{dust})$

CARMA cont maps
Isella+ 2010

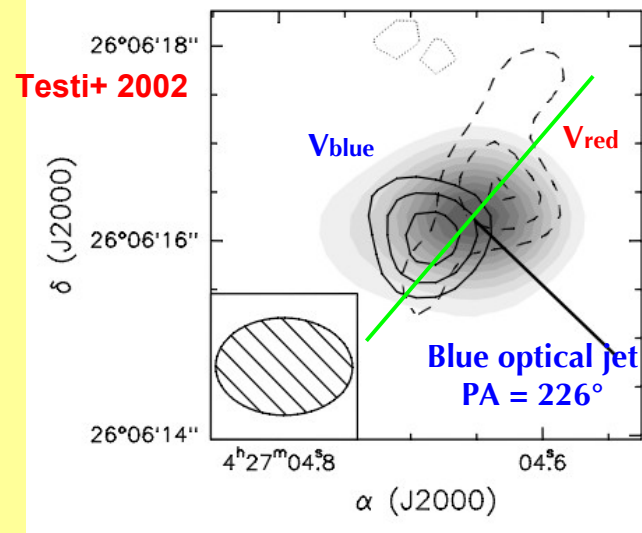


L. Podio



3.

H₂O line peaks in the velocity ranges
where ¹³CO 2-1 interf maps
trace the disk rotation
(V gradient perp to jet direction)



Italian Workshop on SPICA – April 2016

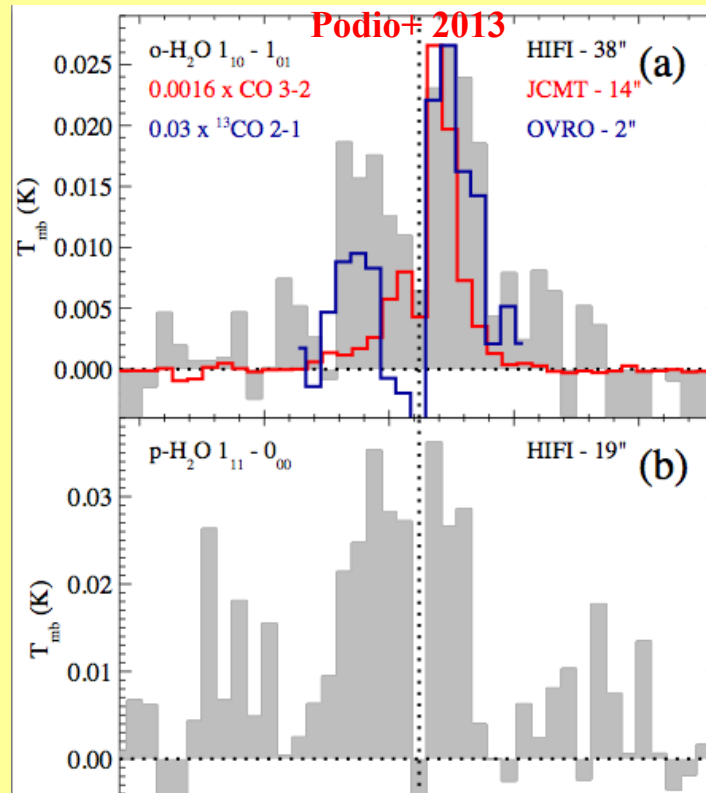
Herschel/HIFI observations of DG Tau evidence of cold WATER emission from OUTER DISK !

1.

double-peaked profile:
strong kinematic evidence
of keplerian rotating disk !

2.

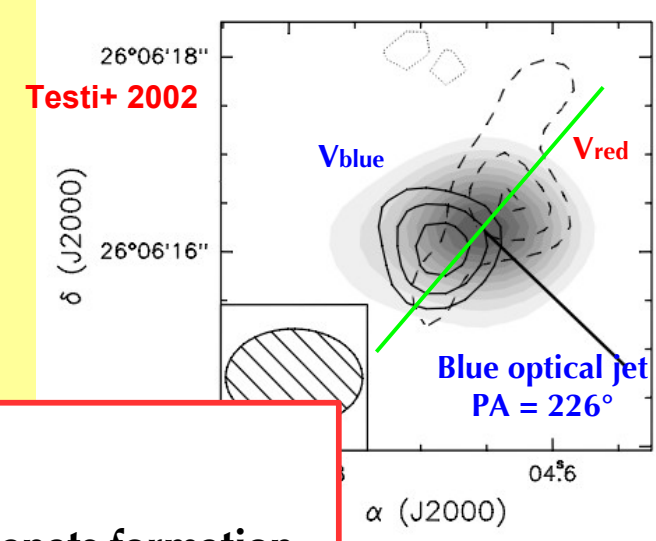
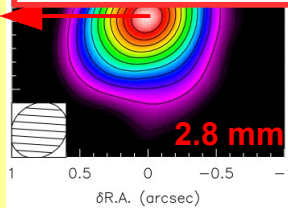

$R_{\text{out}}(\text{H}_2\text{O}) \sim 77\text{-}105 \text{ AU} \sim R_{\text{out}}(\text{dust})$



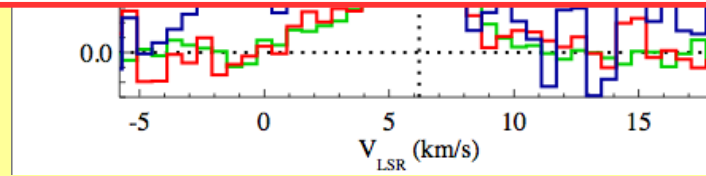
3.

H₂O line peaks in the velocity ranges
where ¹³CO 2-1 interfer maps
trace the disk rotation
(V gradient perp to jet direction)

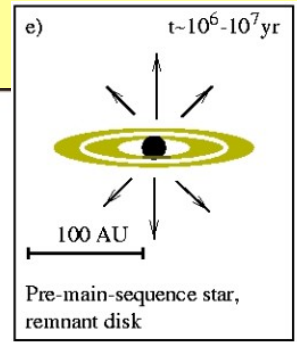
CARMA cont map
Isella+ 2010



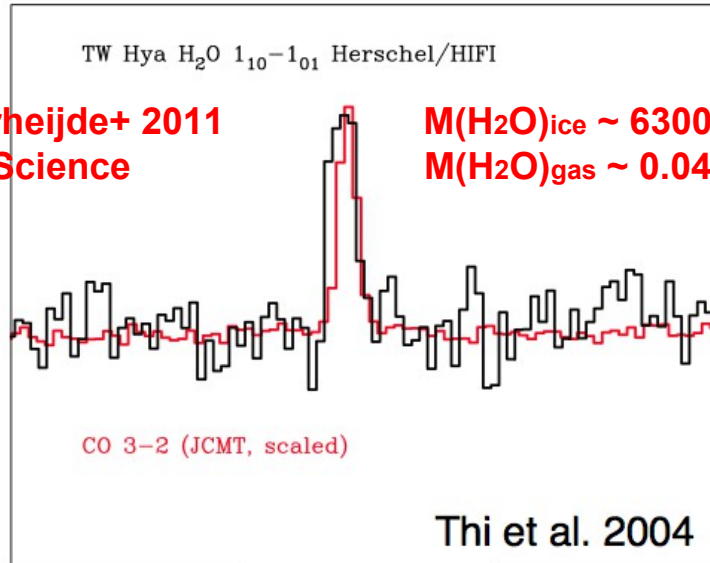
$M_{\text{disk}} = 0.01 - 0.1 M_{\odot}$
 \geq Minimum Mass of the Solar Nebula (MMSN) before planets formation
 $M(\text{H}_2\text{O}) \sim 7 - 100 M_{\oplus} \sim 1e4 - 1e5$ earth oceans



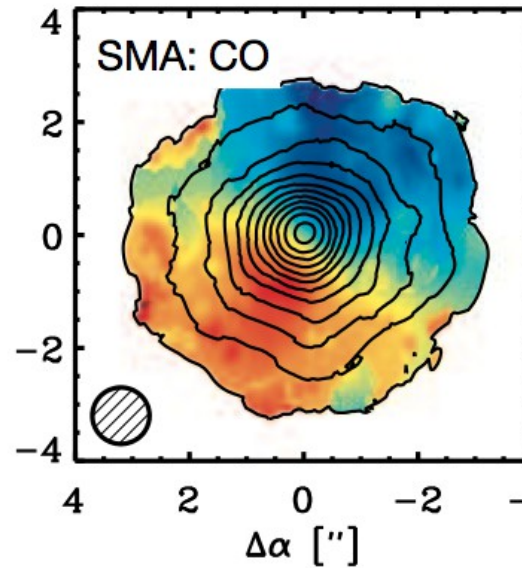
Clear detection of col H₂O from more evolved sources



Hegerheijde+ 2011
 Science


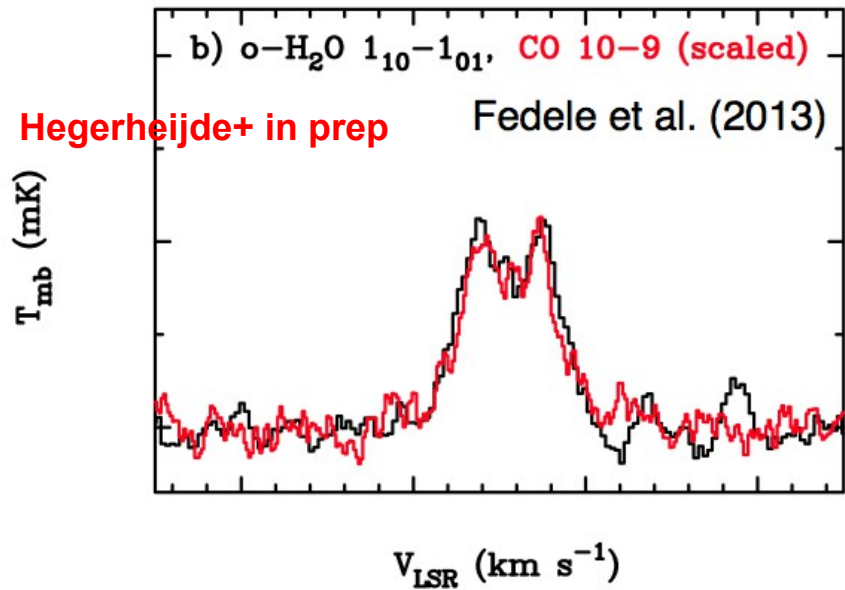


$M(\text{H}_2\text{O})_{\text{ice}} \sim 6300 M_{\text{ocean}}$
 $M(\text{H}_2\text{O})_{\text{gas}} \sim 0.04 M_{\text{ocean}}$



Andrews et al. (2011)

Hegerheijde+ in prep

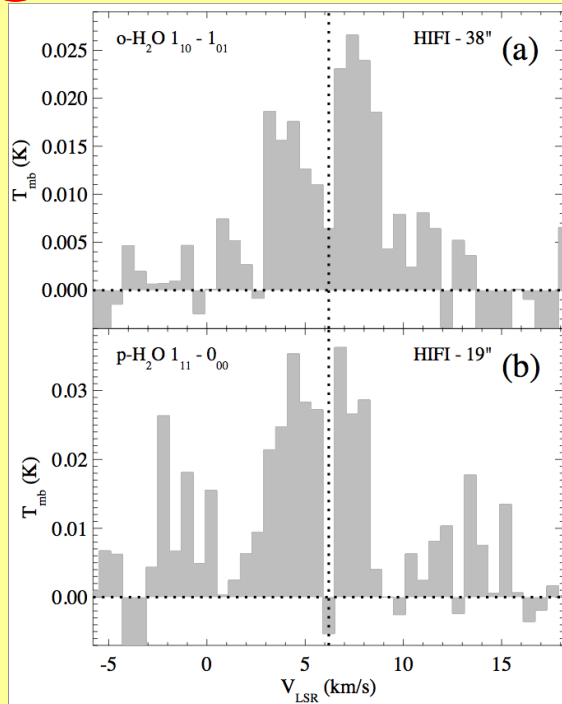


ALMA test data

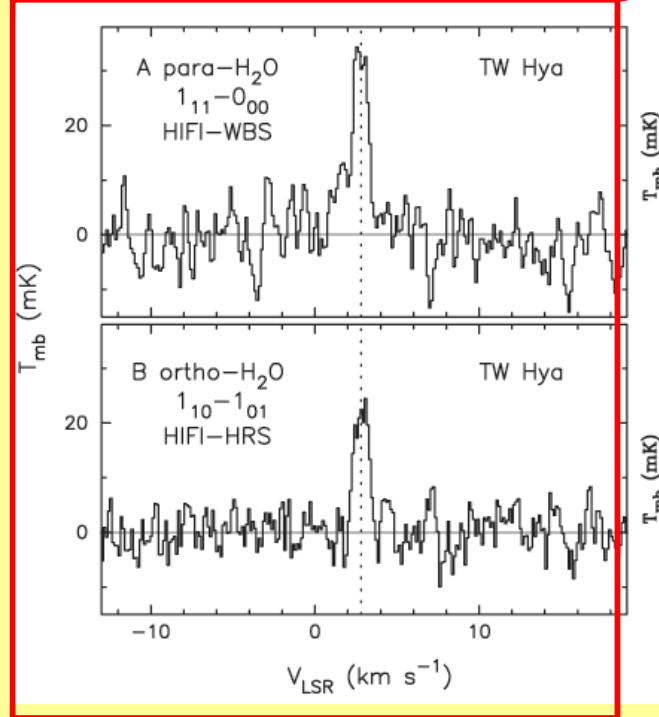
From M. Hegerheijde presentation
 Herschel conference

Detections of water in disks with Herschel

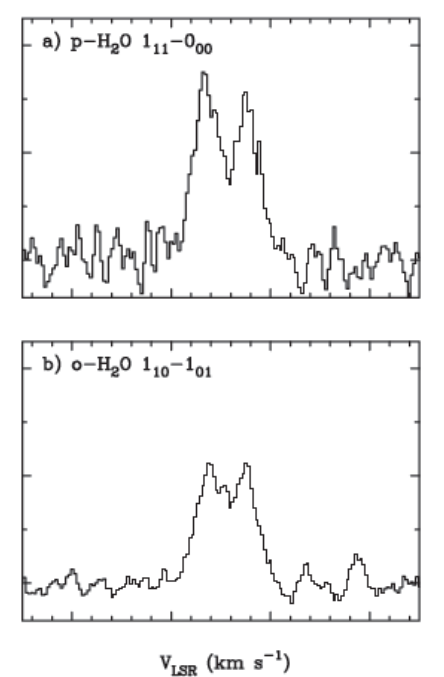
2. DG Tau (Podio+ 13)



1. TW Hya (Hogerheijde+ 11)



3. HD 100546 (Hogerheijde+, in prep)



From M. Hogerheijde presentation
Herschel conference

OT1-OT2 programs on disk sources (PI: Hogerheijde): 200 hours of observing time

---> detection only in 2 sources (TW Hya, HD 100546)

---> upper limits for 5 sources (DM Tau, AA Tau, HD 163296, LkCa15, MWC 480)

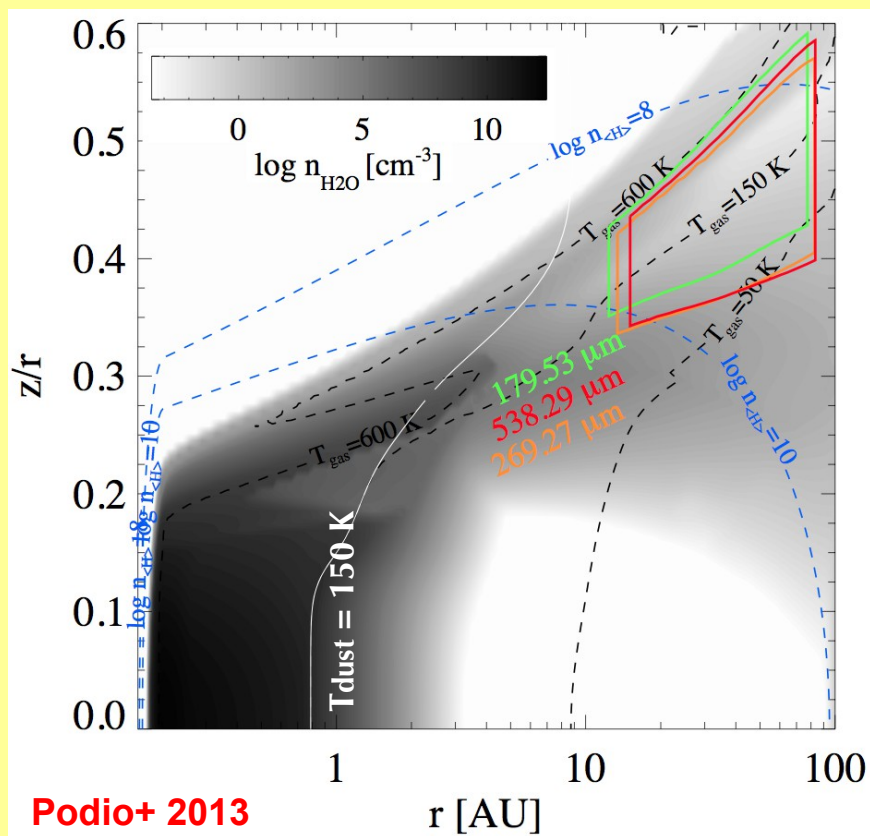
OT1 program on jet sources (L. Podio): 26 hours of observing time

---> disk origin only in 1 source (DG Tau)

---> H₂O by envelope/outflow in T Tau, FS Tau + upper limits for 4 sources (DG Tau B, RW Aur, HD 163296, AB Aur)

WATER in protoplanetary disks with SPICA

DG Tau DISK model
region emitting low-exc H₂O lines



H₂O 179.5 μ m line
□ probe for cold water vapour in the outer disk
suitable for a survey with SPICA
down to 10^{-19} W/m²

PB: NO SPECTRAL (& spatial) RESOLUTION !!!

interpretation on line origin is based on models

Protoplanetary Disk Models (ProDiMo)

Woitke+ 2009, Kamp+ 2010, 2013, Thi+ 2011

Aresu+ 2011, 2012, Meijerink+ 2012

Line emission from CTTs with SPICA

SPICA - SAFARI

PLUS up to 2 orders of magnitude more sensitive than Herschel !
 $\sim 10^{-19}$ W/m², 5 sigma, 1 hr at R~3000

1. Survey of atomic/molecular content of CTTs (jets & disks)

2. systematic search of cold water from outer regions of protoplanetary disks with H₂O 179.5um

MINUS

Low spatial/spectral resolution

- difficult to disentangle different processes in the circumstellar region
- no resolved profile for line emission from outer disk

SPICA/SMI: high-R (~20 000 – 30 000) spectra at 12-18um

Spectrally resolved high-exc H₂O lines from inner disk □ SNOWLINE

High-exc H₂O lines (E_{up} ~ 1000-5000 K) were spectrally unresolved with Herschel/PACS and Spitzer
Only partially resolved from ground with VLT-VISIR (Pontoppidan+ 2010b)
Will not be resolved with JWST (R~2000)